


DIPLOS COLLECTION

diplosdesign.com



410-CH1 652
Bianco Ghiaccio
Fin. Papier/Satin ^(A),
Aquarama

421-CH221
Nero
Fin. Papier/Satin ^(A),
Aquarama

478-CH281
Grigio Chiaro
Fin. Papier/Satin ^(A),
Dharma

1820-CH3014
Grigio Cosmico
Fin. Papier/Satin ^(A),
Dharma

879-CH3013
Grigio Grafite
Fin. Papier/Satin ^(A),
Dharma

1945-CH3018
Gange
Fin. Root

1946-CH3020
Orage
Fin. Root



1940-CH3019
India
Fin. Root

1947-CH3022
Agave
Fin. Root

1941-CH3017
Cadaques
Fin. Root

1944-CH3015
Squalo
Fin. Root

1942-CH3016
Tuareg
Fin. Root

1943-CH3021
Tenebre
Fin. Root



1961-CH3025
Aurora Norvegia
Fin. Root


1949-CH3010
Aurora Islanda
Fin. Root

1948-CH3009
Aurora Argentina
Fin. Root

1962-CH3026
Aurora Svezia
Fin. Root

1963-CH3030
Hidalgo Almeria
Fin. Root

1964-CH3029
Hidalgo Aragona
Fin. Root



1951-CH3011
Hidalgo León
Fin. Root

1965-CH3028
Hidalgo Asturie
Fin. Root

1955-CH3004
Montale Noli
Fin. Aquarama

1954-CH3007
Montale Verezzi
Fin. Aquarama

1956-CH3008
Montale Cervo
Fin. Aquarama

1952-CH3005
Montale Apricale
Fin. Aquarama

1953-CH3006
Montale Triora
Fin. Aquarama



1957-CH3003
Fenice Aker
Fin. Aquarama

1960-CH3002
Fenice Iside
Fin. Aquarama

1958-CH3000
Fenice Horus
Fin. Aquarama

1959-CH3001
Fenice Amon
Fin. Aquarama

1966-CH3027
Bouclé Persia
Fin. Aquarama

1950-CH3012
Bouclé Prussia
Fin. Aquarama

1967-CH3024
Corallo Malindi
Fin. Climb/Grunge ^(B)

DIPLOS COLLECTION



Finiture / Finishes

Decor / Decors

HPL

Formato / Size:
3050X1300 mm
Spessore / Thickness:
0,9 mm


MFC

Formato / Size:
2800X2070 mm
Spessore / Thickness:
18 mm
CARB P2

ABS Bordi / Edgings

Formato / Size:
23 mm (h)
Spessore / Thickness:
10/10


Papier/Satin ^(A)	Nero	421	CH221	CH221
	Grigio Grafite	879	CH3013	CH3014
	Grigio Cosmico	1820	CH3014	CH3013
	Grigio Chiaro	478	CH281	CH281
	Bianco Ghiaccio	410	CH1652	CH1652
Root	Squalo	1944	CH3015	CH3015
	Tuareg	1942	CH3016	CH3016
	Cadaques	1941	CH3017	CH3017
	Gange	1945	CH3018	CH3018
	India	1940	CH3019	CH3019
	Orage	1946	CH3020	CH3020
	Tenebre	1943	CH3021	CH3021
	Agave	1947	CH3022	CH3022
	Aurora Islanda	1949	CH3010	CH3010
	Aurora Argentina	1948	CH3009	CH3009
	Aurora Norvegia	1961	CH3025	CH3025
	Aurora Svezia	1962	CH3026	CH3026
	Hidalgo León	1951	CH3011	CH3011
	Hidalgo Asturie	1965	CH3028	CH3028
	Hidalgo Almería	1963	CH3030	CH3030
Hidalgo Aragona	1964	CH3029	CH3029	
Aquarama	Nero	421	CH221	CH221
	Bianco Ghiaccio	410	CH1652	CH1652
	Fenice Aker	1957	CH3003	CH3003
	Fenice Iside	1960	CH3002	CH3002
	Fenice Horus	1958	CH3000	CH3000
	Fenice Amon	1959	CH3001	CH3001
	Montale Noli	1955	CH3004	CH3004
	Montale Verezzi	1954	CH3007	CH3007
	Montale Cervo	1956	CH3008	CH3008
	Montale Apricale	1952	CH3005	CH3005
	Montale Triora	1953	CH3006	CH3006
	Bouclé Prussia	1950	CH3012	CH3012
	Bouclé Persia	1966	CH3027	CH3027
Dharma	Grigio Grafite	879	CH3013	CH3013
	Grigio Cosmico	1820	CH3014	CH3014
	Grigio Chiaro	478	CH281	CH281
Climb/Grunge ^(B)	Corallo Malindi	1967	CH3024	CH3024



Papier/Satin^(A)




Root



Aquarama



Dharma



Climb/Grunge^(B)

^(A) Papier e Satin sono finiture corrispondenti prodotte, rispettivamente, da Abet Laminati per HPL e da SAIB per pannello truciolare nobilitato.

^(B) Climb e Grunge sono finiture corrispondenti prodotte, rispettivamente, da Abet Laminati per HPL e da SAIB per pannello truciolare nobilitato.

^(A) Papier and Satin are matching finishes made, respectively, by Abet Laminati for HPL and Saib for MFC. ^(B) Climb and Grunge are matching finishes made, respectively, by Abet Laminati for HPL and Saib for MFC.

ABET LAMINATI



Unlimited selection

SAIB
PANNELLI TRUCIOLARI GREZZI E NOBILITATI